

Bloom HS Teacher/Volunteer Survey - Spring 2010

Bloom High School teacher survey of students in the after school program.

As shown below, teachers reported on a total of 41 students in fall 2009 and 104 students in spring 2010.

Gender	Occasion		Total
	Fall 2009	Spring 2010	
Male	20	57	77
Female	21	47	68
Total	41	104	145

The teacher/volunteer was asked, of each student named,

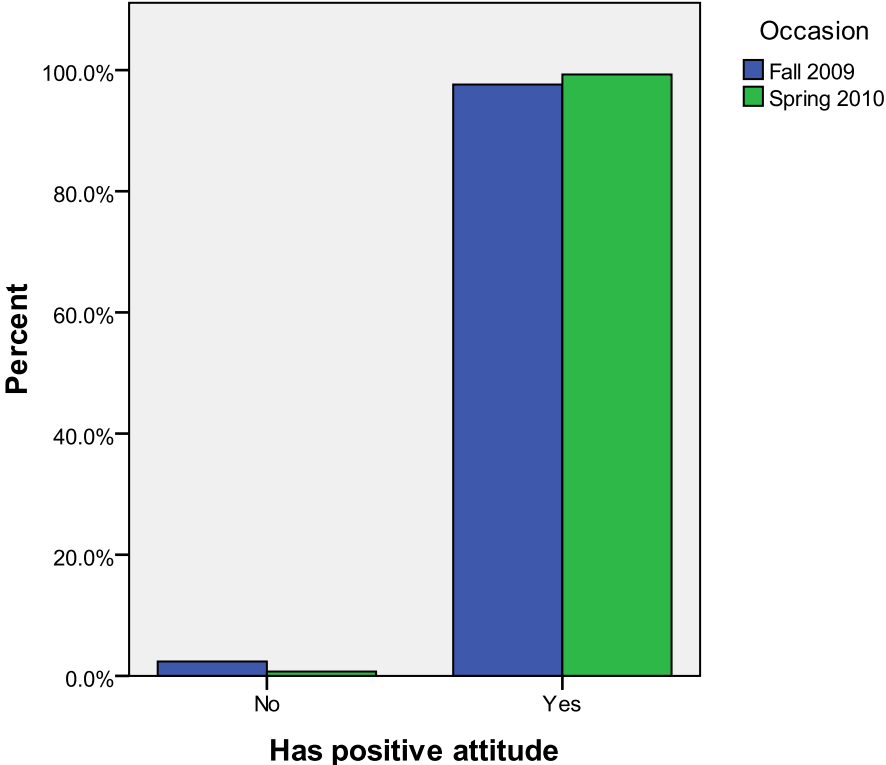
During spring 2010, has this student...

	Yes	No
Had a positive attitude toward school/after school program?		
Improved in coming to after school program ready/prepared to learn?		
Improved in being attentive?		
Improved in getting along well with other students?		

Each student is assigned a score of 1 for yes, and 0 for no, for each of the above four aspects of attitude. The charts below provide the results.

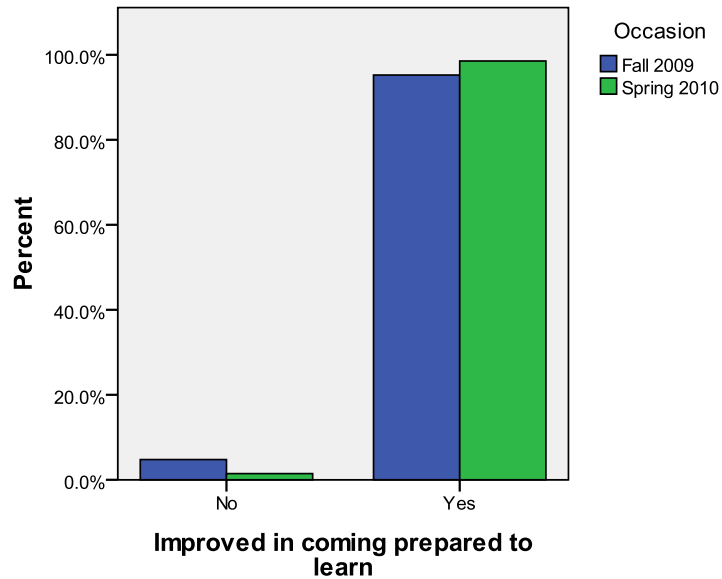
Had a positive attitude toward school/after school program

As the chart below shows, the vast majority of teachers reported that for both semesters, the students had a positive attitude.



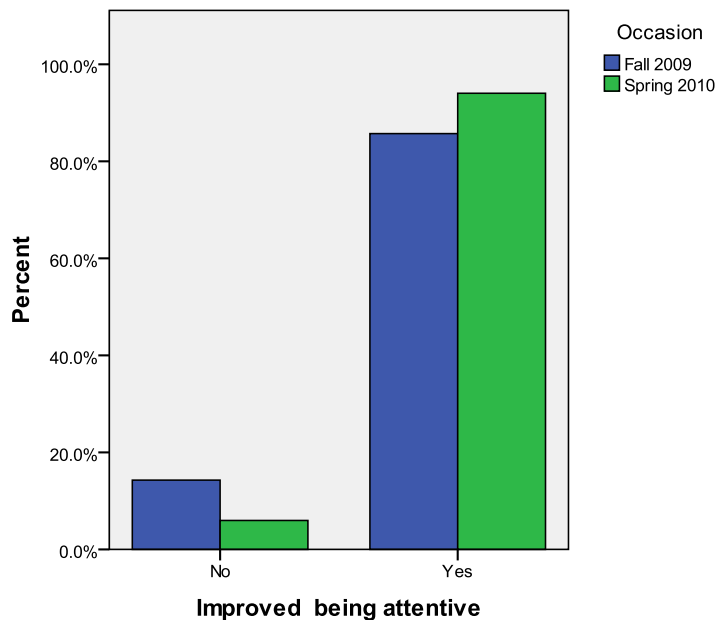
Improved in coming to after school program ready/prepared to learn

As the chart below shows, the vast majority of teachers reported that for both semesters, the students had improved in coming ready to learn.



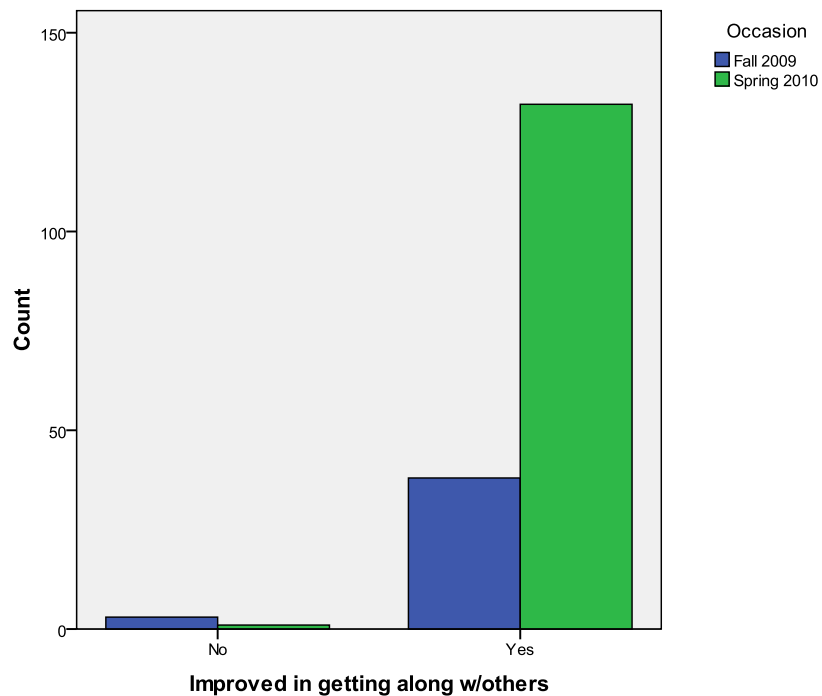
Improved in being attentive

The chart below shows that the majority of teachers reported that for both semesters, the students had improved in being attentive.



Improved in getting along well with other students

The chart below shows that the teachers reported that more students in spring improved in getting along well with others.



Subject on which most time spent during after school program

Teacher/volunteers were also asked to report the subject on which each student spent most time during the after school program.

The chart below shows that nearly $\frac{1}{2}$ of the students were reported to spend most of their time on mathematics in both Fall and Spring.

